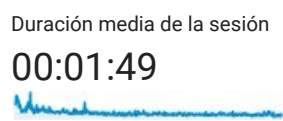

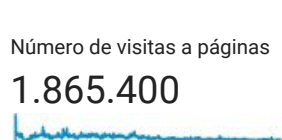

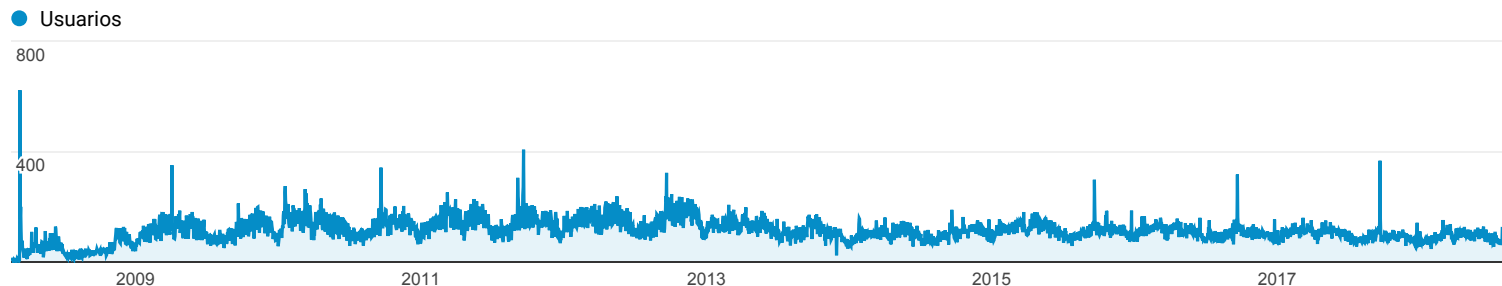


Visión general de la audiencia

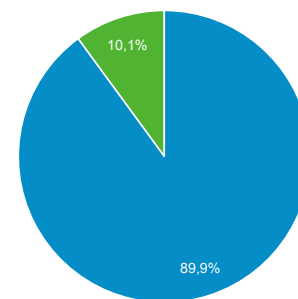
20 feb. 2008 - 31 jul. 2018

Todos los usuarios
100,00 % Usuarios

Visión general



New Visitor Returning Visitor



País	Usuarios	% Usuarios
1. Spain	32.915	48,65 %
2. Mexico	8.629	12,75 %
3. Argentina	5.285	7,81 %
4. Peru	3.655	5,40 %
5. Colombia	3.094	4,57 %
6. United States	1.987	2,94 %
7. Chile	1.825	2,70 %
8. Ecuador	1.094	1,62 %
9. France	993	1,47 %
10. United Kingdom	761	1,12 %